

2026 – MAY 2

JOINT GENERAL ELECTION

CANVASS

OFFICIAL

REPORTS

Election Reconciliation - Official Totals

County REFUGIO

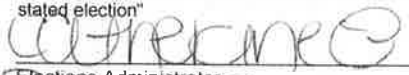

Election Name JOINT GENERAL ELECTION

Registered Voters 4910

Election Date 05/02/2026

1. Voters <small>(from election rosters and lists)</small>		2. Rejected ballots		3. Counted ballots <small>(from tabulation software)</small>	
A. Early voting in person voters	294			I. Early voting ballots counted	294
B. Election day in person voters	259			J. Election day ballots counted	258
C. Mail ballot voters	48	F. Mail ballots rejected	1	K. Mail ballots counted	47
D. Provisional ballots submitted	0	G. Provisional ballots rejected	1	L. Provisional ballots counted	0
E. Total voters (A+B+C+D)	601	H. Total ballots rejected (F+G)	2	M. Total ballots counted (I+J+K+L)	599

4. Comparison of voters and counted ballots	
N. Difference between voters and ballots (E-H-M)	0
O. Difference as percentage of voters (N÷(E-H)*100)	0 %
P. Explanation for difference, if any	

5. Attestation	
Q. "I certify that the information contained in this document accurately reflects the official reconciliation of votes and voters from the above stated election"	
 Elections Administrator	CATHERINE FULLER Print name
 Presiding judge signature	DENISE ROSAS Print name
	05/11/2026 Date

6. Mail ballots	
R. Mail ballots sent	62
S. Mail ballots not returned by voter	15
T. Mail ballots surrendered	0

7. Provisional ballots	
U. Provisional ballots deemed incomplete	0

Cumulative Results Report

REFUGIO COUNTY, TEXAS

Official Results

OFFICIAL ELECTION

GENERAL ELECTION

Registered Voters

599 of 4903 = 12.22%

Polling Places Reporting

6 of 7 = 85.71%

Run Time 1:44 PM
Run Date 05/11/2026

5/2/2026

Page 1

Town of Refugio Alderman, Place 3 - Vote for none or one

Choice	Party	Absentee Voting		Early Voting		Election Day Voting		Total	
Michael Rocha		12	54.55%	73	28.52%	35	28.23%	120	29.85%
Alexis Gonzales		2	9.09%	41	16.02%	24	19.35%	67	16.67%
Dana Britt Alsop		8	36.36%	142	55.47%	65	52.42%	215	53.48%
Cast Votes:		22	100.00%	256	100.00%	124	100.00%	402	100.00%
Undervotes:		0		3		0		3	
Overvotes:		0		0		0		0	

Town of Refugio Alderman, Place 4 - Vote for none or one

Choice	Party	Absentee Voting		Early Voting		Election Day Voting		Total	
Robert A. Jaso		9	40.91%	145	56.64%	78	62.90%	232	57.71%
Frank Hosey		13	59.09%	111	43.36%	46	37.10%	170	42.29%
Cast Votes:		22	100.00%	256	100.00%	124	100.00%	402	100.00%
Undervotes:		0		3		0		3	
Overvotes:		0		0		0		0	

Town of Refugio Alderman, Place 5 - Vote for none or one

Choice	Party	Absentee Voting		Early Voting		Election Day Voting		Total	
Dale Skrobarcek		14	63.64%	72	27.91%	32	26.02%	118	29.28%
Samuel Dubose		5	22.73%	139	53.88%	58	47.15%	202	50.12%
Nicolas Barraza		3	13.64%	47	18.22%	33	26.83%	83	20.60%
Cast Votes:		22	100.00%	258	100.00%	123	100.00%	403	100.00%
Undervotes:		0		1		1		2	
Overvotes:		0		0		0		0	

Town of Bayside Mayor - Vote for none or one

Choice	Party	Absentee Voting		Early Voting		Election Day Voting		Total	
Sharon Scott		0	0.00%	12	100.00%	51	100.00%	63	100.00%
Cast Votes:		0	0.00%	12	100.00%	51	100.00%	63	100.00%
Undervotes:		1		3		25		29	
Overvotes:		0		0		0		0	

Cumulative Results Report

REFUGIO COUNTY, TEXAS

Official Results

OFFICIAL ELECTION

GENERAL ELECTION

Registered Voters

599 of 4903 = 12.22%

Polling Places Reporting

6 of 7 = 85.71%

Run Time 1:44 PM
Run Date 05/11/2026

5/2/2026

Page 2

Town of Bayside Councilmember, Place 2 - Vote for none or one

Choice	Party	Absentee Voting		Early Voting		Election Day Voting		Total	
Charmaine Briseno		0	0.00%	4	26.67%	23	30.26%	27	29.35%
Barbara Gray		1	100.00%	11	73.33%	53	69.74%	65	70.65%
Cast Votes:		1	100.00%	15	100.00%	76	100.00%	92	100.00%
Undervotes:		0		0		0		0	
Overvotes:		0		0		0		0	

Town of Bayside Councilmember, Place 3 - Vote for none or one

Choice	Party	Absentee Voting		Early Voting		Election Day Voting		Total	
Sandra Haley		0	0.00%	14	100.00%	57	100.00%	71	100.00%
Cast Votes:		0	0.00%	14	100.00%	57	100.00%	71	100.00%
Undervotes:		1		1		19		21	
Overvotes:		0		0		0		0	

Refugio County Memorial Hospital District Director, Place 1 - Vote for none or one

Choice	Party	Absentee Voting		Early Voting		Election Day Voting		Total	
Lydia Aguirre		39	100.00%	240	100.00%	212	100.00%	491	100.00%
Cast Votes:		39	100.00%	240	100.00%	212	100.00%	491	100.00%
Undervotes:		8		54		46		108	
Overvotes:		0		0		0		0	

Refugio County Memorial Hospital District Director, Place 2 - Vote for none or one

Choice	Party	Absentee Voting		Early Voting		Election Day Voting		Total	
Harry Lawson		21	47.73%	167	61.85%	132	59.73%	320	59.81%
Rosemary Kelley		23	52.27%	103	38.15%	89	40.27%	215	40.19%
Cast Votes:		44	100.00%	270	100.00%	221	100.00%	535	100.00%
Undervotes:		2		24		37		63	
Overvotes:		1		0		0		1	

Refugio County Memorial Hospital District Director, Place 3 - Vote for none or one

Choice	Party	Absentee Voting		Early Voting		Election Day Voting		Total	
Toni Rodriguez		41	100.00%	247	100.00%	212	100.00%	500	100.00%
Cast Votes:		41	100.00%	247	100.00%	212	100.00%	500	100.00%
Undervotes:		6		47		46		99	
Overvotes:		0		0		0		0	

Cumulative Results Report

REFUGIO COUNTY, TEXAS

Official Results

OFFICIAL ELECTION

GENERAL ELECTION

Registered Voters

599 of 4903 = 12.22%

Polling Places Reporting

6 of 7 = 85.71%

Run Time 1:44 PM

5/2/2026

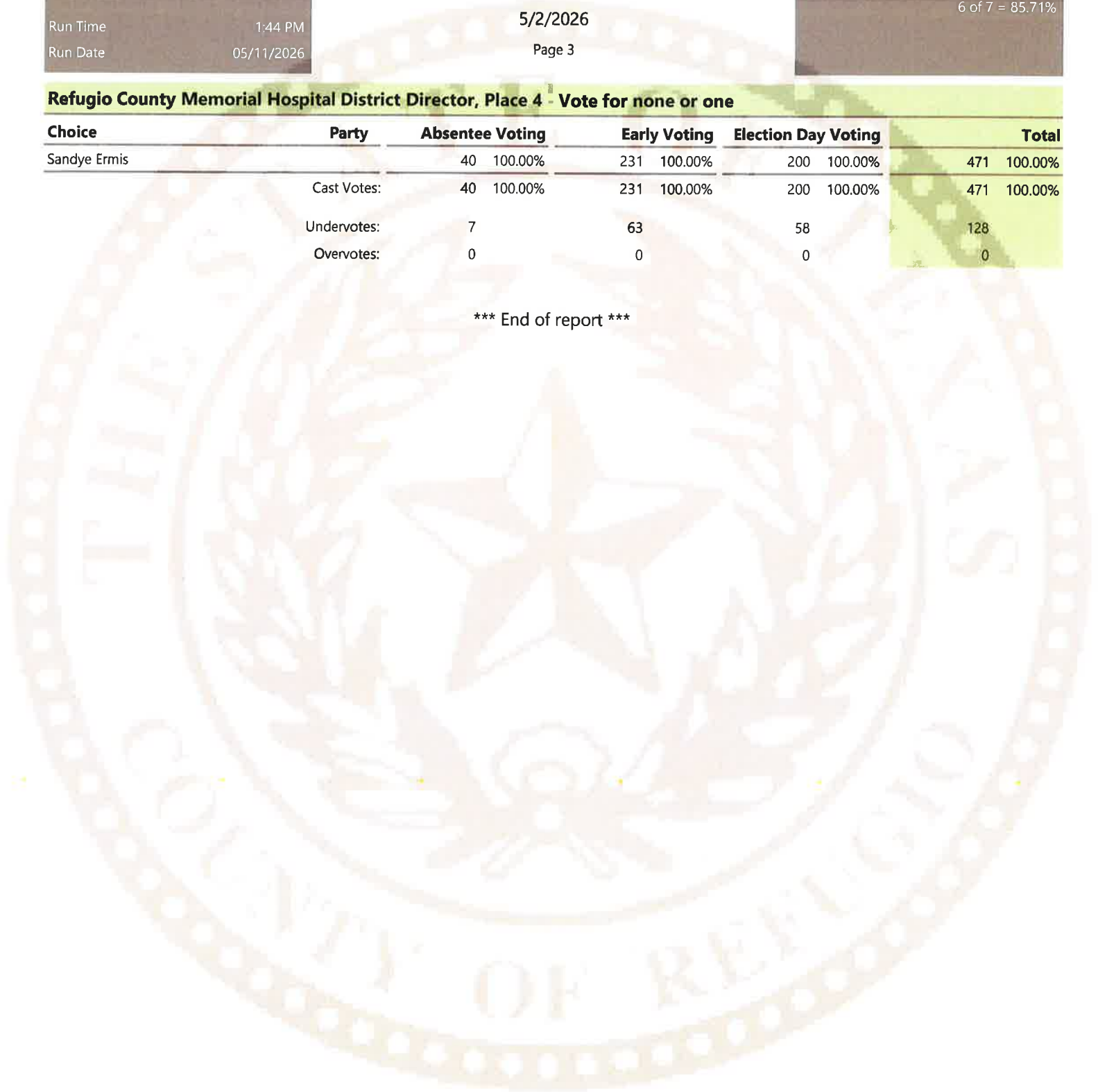
Run Date 05/11/2026

Page 3

Refugio County Memorial Hospital District Director, Place 4 - Vote for none or one

Choice	Party	Absentee Voting		Early Voting		Election Day Voting		Total	
Sandye Ermis		40	100.00%	231	100.00%	200	100.00%	471	100.00%
Cast Votes:		40	100.00%	231	100.00%	200	100.00%	471	100.00%
Undervotes:		7		63		58		128	
Overvotes:		0		0		0		0	

*** End of report ***



Precinct Results Report

OFFICIAL ELECTION

Run Time: 1:45 PM
Run Date: 05/11/2026

REFUGIO COUNTY, TEXAS

GENERAL ELECTION

5/2/2026

Page 1

Official Results

Registered Voters

599 of 4903 = 12.22%

Polling Places Reporting

6 of 7 = 85.71%

RCMH

102 of 4,903 registered voters = 2.08%

Refugio County Memorial Hospital District Director, Place 1 - Vote for none or one

Choice	Party	Absentee Voting		Early Voting		Election Day Voting		Total	
Lydia Aguirre		22	100.00%	19	100.00%	52	100.00%	93	100.00%
	Cast Votes:	22	100.00%	19	100.00%	52	100.00%	93	100.00%
	Undervotes:	2		1		6		9	
	Overvotes:	0		0		0		0	

Refugio County Memorial Hospital District Director, Place 2 - Vote for none or one

Choice	Party	Absentee Voting		Early Voting		Election Day Voting		Total	
Harry Lawson		10	43.48%	11	57.89%	36	65.45%	57	58.76%
Rosemary Kelley		13	56.52%	8	42.11%	19	34.55%	40	41.24%
	Cast Votes:	23	100.00%	19	100.00%	55	100.00%	97	100.00%
	Undervotes:	0		1		3		4	
	Overvotes:	1		0		0		1	

Refugio County Memorial Hospital District Director, Place 3 - Vote for none or one

Choice	Party	Absentee Voting		Early Voting		Election Day Voting		Total	
Toni Rodriguez		22	100.00%	19	100.00%	54	100.00%	95	100.00%
	Cast Votes:	22	100.00%	19	100.00%	54	100.00%	95	100.00%
	Undervotes:	2		1		4		7	
	Overvotes:	0		0		0		0	

Refugio County Memorial Hospital District Director, Place 4 - Vote for none or one

Choice	Party	Absentee Voting		Early Voting		Election Day Voting		Total	
Sandy Ermis		22	100.00%	17	100.00%	51	100.00%	90	100.00%
	Cast Votes:	22	100.00%	17	100.00%	51	100.00%	90	100.00%
	Undervotes:	2		3		7		12	
	Overvotes:	0		0		0		0	

Precinct Results Report

OFFICIAL ELECTION

Run Time 1:45 PM
Run Date 05/11/2026

REFUGIO COUNTY, TEXAS

GENERAL ELECTION

5/2/2026

Page 2

Official Results

Registered Voters
599 of 4903 = 12.22%

Polling Places Reporting
6 of 7 = 85.71%

RCMH - REF

405 of 0 registered voters = 0.00%

Town of Refugio Alderman, Place 3 - Vote for none or one

Choice	Party	Absentee Voting		Early Voting		Election Day Voting		Total	
Michael Rocha		12	54.55%	73	28.52%	35	28.23%	120	29.85%
Alexis Gonzales		2	9.09%	41	16.02%	24	19.35%	67	16.67%
Dana Britt Alsop		8	36.36%	142	55.47%	65	52.42%	215	53.48%
Cast Votes:		22	100.00%	256	100.00%	124	100.00%	402	100.00%
Undervotes:		0		3		0		3	
Overvotes:		0		0		0		0	

Town of Refugio Alderman, Place 4 - Vote for none or one

Choice	Party	Absentee Voting		Early Voting		Election Day Voting		Total	
Robert A. Jaso		9	40.91%	145	56.64%	78	62.90%	232	57.71%
Frank Hosey		13	59.09%	111	43.36%	46	37.10%	170	42.29%
Cast Votes:		22	100.00%	256	100.00%	124	100.00%	402	100.00%
Undervotes:		0		3		0		3	
Overvotes:		0		0		0		0	

Town of Refugio Alderman, Place 5 - Vote for none or one

Choice	Party	Absentee Voting		Early Voting		Election Day Voting		Total	
Dale Skrobarcek		14	63.64%	72	27.91%	32	26.02%	118	29.28%
Samuel Dubose		5	22.73%	139	53.88%	58	47.15%	202	50.12%
Nicolas Barraza		3	13.64%	47	18.22%	33	26.83%	83	20.60%
Cast Votes:		22	100.00%	258	100.00%	123	100.00%	403	100.00%
Undervotes:		0		1		1		2	
Overvotes:		0		0		0		0	

Refugio County Memorial Hospital District Director, Place 1 - Vote for none or one

Choice	Party	Absentee Voting		Early Voting		Election Day Voting		Total	
Lydia Aguirre		17	100.00%	212	100.00%	106	100.00%	335	100.00%
Cast Votes:		17	100.00%	212	100.00%	106	100.00%	335	100.00%
Undervotes:		5		47		18		70	
Overvotes:		0		0		0		0	

Precinct Results Report

OFFICIAL ELECTION

Run Time 1:45 PM
Run Date 05/11/2026

REFUGIO COUNTY, TEXAS

GENERAL ELECTION

5/2/2026

Page 3

Official Results

Registered Voters
599 of 4903 = 12.22%

Polling Places Reporting
6 of 7 = 85.71%

RCMH - REF

405 of 0 registered voters = 0.00%

Refugio County Memorial Hospital District Director, Place 2 - Vote for none or one

Choice	Party	Absentee Voting		Early Voting		Election Day Voting		Total	
Harry Lawson		11	52.38%	151	63.45%	76	69.09%	238	64.50%
Rosemary Kelley		10	47.62%	87	36.55%	34	30.91%	131	35.50%
Cast Votes:		21	100.00%	238	100.00%	110	100.00%	369	100.00%
Undervotes:		1		21		14		36	
Overvotes:		0		0		0		0	

Refugio County Memorial Hospital District Director, Place 3 - Vote for none or one

Choice	Party	Absentee Voting		Early Voting		Election Day Voting		Total	
Toni Rodriguez		19	100.00%	219	100.00%	110	100.00%	348	100.00%
Cast Votes:		19	100.00%	219	100.00%	110	100.00%	348	100.00%
Undervotes:		3		40		14		57	
Overvotes:		0		0		0		0	

Refugio County Memorial Hospital District Director, Place 4 - Vote for none or one

Choice	Party	Absentee Voting		Early Voting		Election Day Voting		Total	
Sandye Ermis		18	100.00%	204	100.00%	101	100.00%	323	100.00%
Cast Votes:		18	100.00%	204	100.00%	101	100.00%	323	100.00%
Undervotes:		4		55		23		82	
Overvotes:		0		0		0		0	

Precinct Results Report

OFFICIAL ELECTION

Run Time 1:45 PM
Run Date 05/11/2026

REFUGIO COUNTY, TEXAS

GENERAL ELECTION

5/2/2026

Page 4

Official Results

Registered Voters

599 of 4903 = 12.22%

Polling Places Reporting

6 of 7 = 85.71%

RCMH - BA

92 of 0 registered voters = 0.00%

Town of Bayside Mayor - Vote for none or one

Choice	Party	Absentee Voting		Early Voting		Election Day Voting		Total	
Sharon Scott		0	0.00%	12	100.00%	51	100.00%	63	100.00%
	Cast Votes:	0	0.00%	12	100.00%	51	100.00%	63	100.00%
	Undervotes:	1		3		25		29	
	Overvotes:	0		0		0		0	

Town of Bayside Councilmember, Place 2 - Vote for none or one

Choice	Party	Absentee Voting		Early Voting		Election Day Voting		Total	
Charmaine Briseno		0	0.00%	4	26.67%	23	30.26%	27	29.35%
Barbara Gray		1	100.00%	11	73.33%	53	69.74%	65	70.65%
	Cast Votes:	1	100.00%	15	100.00%	76	100.00%	92	100.00%
	Undervotes:	0		0		0		0	
	Overvotes:	0		0		0		0	

Town of Bayside Councilmember, Place 3 - Vote for none or one

Choice	Party	Absentee Voting		Early Voting		Election Day Voting		Total	
Sandra Haley		0	0.00%	14	100.00%	57	100.00%	71	100.00%
	Cast Votes:	0	0.00%	14	100.00%	57	100.00%	71	100.00%
	Undervotes:	1		1		19		21	
	Overvotes:	0		0		0		0	

Refugio County Memorial Hospital District Director, Place 1 - Vote for none or one

Choice	Party	Absentee Voting		Early Voting		Election Day Voting		Total	
Lydia Aguirre		0	0.00%	9	100.00%	54	100.00%	63	100.00%
	Cast Votes:	0	0.00%	9	100.00%	54	100.00%	63	100.00%
	Undervotes:	1		6		22		29	
	Overvotes:	0		0		0		0	

Precinct Results Report

OFFICIAL ELECTION

Run Time 1:45 PM
Run Date 05/11/2026

REFUGIO COUNTY, TEXAS

GENERAL ELECTION

5/2/2026

Page 5

Official Results

Registered Voters
599 of 4903 = 12.22%

Polling Places Reporting
6 of 7 = 85.71%

RCMH - BA

92 of 0 registered voters = 0.00%

Refugio County Memorial Hospital District Director, Place 2 - Vote for none or one

Choice	Party	Absentee Voting		Early Voting		Election Day Voting		Total	
Harry Lawson		0	0.00%	5	38.46%	20	35.71%	25	36.23%
Rosemary Kelley		0	0.00%	8	61.54%	36	64.29%	44	63.77%
Cast Votes:		0	0.00%	13	100.00%	56	100.00%	69	100.00%
Undervotes:		1		2		20		23	
Overvotes:		0		0		0		0	

Refugio County Memorial Hospital District Director, Place 3 - Vote for none or one

Choice	Party	Absentee Voting		Early Voting		Election Day Voting		Total	
Toni Rodriguez		0	0.00%	9	100.00%	48	100.00%	57	100.00%
Cast Votes:		0	0.00%	9	100.00%	48	100.00%	57	100.00%
Undervotes:		1		6		28		35	
Overvotes:		0		0		0		0	

Refugio County Memorial Hospital District Director, Place 4 - Vote for none or one

Choice	Party	Absentee Voting		Early Voting		Election Day Voting		Total	
Sandye Ermis		0	0.00%	10	100.00%	48	100.00%	58	100.00%
Cast Votes:		0	0.00%	10	100.00%	48	100.00%	58	100.00%
Undervotes:		1		5		28		34	
Overvotes:		0		0		0		0	

*** End of report ***

Precincts Reporting

OFFICIAL ELECTION

Run Time 1:46 PM
Run Date 5/11/2026

REFUGIO COUNTY, TEXAS

GENERAL ELECTION

5/2/2026
Page 1 of 1

Official results

Registered Voters
599 of 4903 = 12.22%

Polling Places Reporting
6 of 7 = 85.71%

Precinct Split Name	Reporting Status	Registered Voters	Total Ballots	Turnout %	Provisionals Included	Provisionals Excluded
RCMH	Partially Reporting	4903	102	2.08%	0	0
RCMH - REF	Partially Reporting	0	405	0.00%	0	0
RCMH - BA	Partially Reporting	0	92	0.00%	0	0

Precinct Splits Reporting: 0
Precinct Splits Not Reporting: 0
Total Ballots: 599

Canvass Results Report

OFFICIAL ELECTION

Run Time 1:45 PM
Run Date 05/11/2026

REFUGIO COUNTY, TEXAS

GENERAL ELECTION

5/2/2026

Page 1

Official Results

Registered Voters

599 of 4903 = 12.22%

Polling Places Reporting

6 of 7 = 85.71%

Town of Refugio Alderman, Place 3 - Vote for none or one

Precinct	Michael Rocha	Alexis Gonzales	Dana Britt Alsop	Cast Votes	Undervotes	Overvotes	Absentee Voting Ballots Cast	Early Voting Ballots Cast	Election Day Voting Ballots Cast	Total Ballots Cast	Registered Voters	Turnout Percentage
RCMH - REF	120	67	215	402	3	0	22	259	124	405	0	0.00%
Totals	120	67	215	402	3	0	22	259	124	405	0	0.00%

Canvass Results Report

OFFICIAL ELECTION

Run Time 1:45 PM
Run Date 05/11/2026

REFUGIO COUNTY, TEXAS

GENERAL ELECTION

5/2/2026

Page 2

Official Results

Registered Voters

599 of 4903 = 12.22%

Polling Places Reporting

6 of 7 = 85.71%

Town of Refugio Alderman, Place 4 - Vote for none or one

Precinct	Robert A. Jaso	Frank Hosey	Cast Votes	Undervotes	Overvotes	Absentee Voting Ballots Cast	Early Voting Ballots Cast	Election Day Voting Ballots Cast	Total Ballots Cast	Registered Voters	Turnout Percentage
RCMH - REF	232	170	402	3	0	22	259	124	405	0	0.00%
Totals	232	170	402	3	0	22	259	124	405	0	0.00%

Canvass Results Report

OFFICIAL ELECTION

Run Time

1:45 PM

Run Date

05/11/2026

REFUGIO COUNTY, TEXAS

GENERAL ELECTION

5/2/2026

Page 3

Official Results

Registered Voters

599 of 4903 = 12.22%

Polling Places Reporting

6 of 7 = 85.71%

Town of Refugio Alderman, Place 5 - Vote for none or one

Precinct	Dale Skrobarcek	Samuel Dubose	Nicolas Barraza	Cast Votes	Undervotes	Overvotes	Absentee Voting Ballots Cast	Early Voting Ballots Cast	Election Day Voting Ballots Cast	Total Ballots Cast	Registered Voters	Turnout Percentage
RCMH - REF	118	202	83	403	2	0	22	259	124	405	0	0.00%
Totals	118	202	83	403	2	0	22	259	124	405	0	0.00%

Canvass Results Report

OFFICIAL ELECTION

Run Time

1:45 PM

Run Date

05/11/2026

REFUGIO COUNTY, TEXAS

GENERAL ELECTION

5/2/2026

Page 4

Official Results

Registered Voters

599 of 4903 = 12.22%

Polling Places Reporting

6 of 7 = 85.71%

Town of Bayside Mayor - Vote for none or one

Precinct	Sharon Scott	Cast Votes	Undervotes	Overvotes	Absentee Voting Ballots Cast	Early Voting Ballots Cast	Election Day Voting Ballots Cast	Total Ballots Cast	Registered Voters	Turnout Percentage
RCMH - BA	63	63	29	0	1	15	76	92	0	0.00%
Totals	63	63	29	0	1	15	76	92	0	0.00%

Canvass Results Report

OFFICIAL ELECTION

Run Time

1:45 PM

Run Date

05/11/2026

REFUGIO COUNTY, TEXAS

GENERAL ELECTION

5/2/2026

Page 5

Official Results

Registered Voters

599 of 4903 = 12.22%

Polling Places Reporting

6 of 7 = 85.71%

Town of Bayside Councilmember, Place 2 - Vote for none or one

Precinct	Charmaine Brisenro	Barbara Gray	Cast Votes	Undervotes	Overvotes	Absentee Voting Ballots Cast	Early Voting Ballots Cast	Election Day Voting Ballots Cast	Total Ballots Cast	Registered Voters	Turnout Percentage
RCMH - BA	27	65	92	0	0	1	15	76	92	0	0.00%
Totals	27	65	92	0	0	1	15	76	92	0	0.00%

Canvass Results Report

OFFICIAL ELECTION

Run Time
Run Date

1:45 PM
05/11/2026

REFUGIO COUNTY, TEXAS

GENERAL ELECTION

5/2/2026

Page 6

Official Results

Registered Voters

599 of 4903 = 12.22%

Polling Places Reporting

6 of 7 = 85.71%

Town of Bayside Councilmember, Place 3 - Vote for none or one

Precinct	Sandra Haley	Cast Votes	Undervotes	Overvotes	Absentee Voting Ballots Cast	Early Voting Ballots Cast	Election Day Voting Ballots Cast	Total Ballots Cast	Registered Voters	Turnout Percentage
RCMH - BA	71	71	21	0	1	15	76	92	0	0.00%
Totals	71	71	21	0	1	15	76	92	0	0.00%

Canvass Results Report

OFFICIAL ELECTION

Run Time

1:45 PM

Run Date

05/11/2026

REFUGIO COUNTY, TEXAS

GENERAL ELECTION

5/2/2026

Page 7

Official Results

Registered Voters

599 of 4903 = 12.22%

Polling Places Reporting

6 of 7 = 85.71%

Refugio County Memorial Hospital District Director, Place 1 - Vote for none or one

Precinct	Lydia Aguirre	Cast Votes	Undervotes	Overvotes	Absentee Voting Ballots Cast	Early Voting Ballots Cast	Election Day Voting Ballots Cast	Total Ballots Cast	Registered Voters	Turnout Percentage
RCMH	93	93	9	0	24	20	58	102	4,903	2.08%
RCMH - REF	335	335	70	0	22	259	124	405	0	0.00%
RCMH - BA	63	63	29	0	1	15	76	92	0	0.00%
Totals	491	491	108	0	47	294	258	599	4,903	12.22%

Canvass Results Report

OFFICIAL ELECTION

Run Time

1:45 PM

Run Date

05/11/2026

REFUGIO COUNTY, TEXAS

GENERAL ELECTION

5/2/2026

Page 8

Official Results

Registered Voters

599 of 4903 = 12.22%

Polling Places Reporting

6 of 7 = 85.71%

Refugio County Memorial Hospital District Director, Place 2 - Vote for none or one

Precinct	Harry Lawson	Rosemary Kelley	Cast Votes	Undervotes	Overvotes	Absentee Voting Ballots Cast	Early Voting Ballots Cast	Election Day Voting Ballots Cast	Total Ballots Cast	Registered Voters	Turnout Percentage
RCMH	57	40	97	4	1	24	20	58	102	4,903	2.08%
RCMH - REF	238	131	369	36	0	22	259	124	405	0	0.00%
RCMH - BA	25	44	69	23	0	1	15	76	92	0	0.00%
Totals	320	215	535	63	1	47	294	258	599	4,903	12.22%

Canvass Results Report

OFFICIAL ELECTION

Run Time

1:45 PM

Run Date

05/11/2026

REFUGIO COUNTY, TEXAS

GENERAL ELECTION

5/2/2026

Page 9

Official Results

Registered Voters

599 of 4903 = 12.22%

Polling Places Reporting

6 of 7 = 85.71%

Refugio County Memorial Hospital District Director, Place 3 - Vote for none or one

Precinct	Toni Rodriguez	Cast Votes	Undervotes	Overvotes	Absentee Voting Ballots Cast	Early Voting Ballots Cast	Election Day Voting Ballots Cast	Total Ballots Cast	Registered Voters	Turnout Percentage
RCMH	95	95	7	0	24	20	58	102	4,903	2.08%
RCMH - REF	348	348	57	0	22	259	124	405	0	0.00%
RCMH - BA	57	57	35	0	1	15	76	92	0	0.00%
Totals	500	500	99	0	47	294	258	599	4,903	12.22%

Canvass Results Report

OFFICIAL ELECTION

Run Time

1:45 PM

Run Date

05/11/2026

REFUGIO COUNTY, TEXAS

GENERAL ELECTION

5/2/2026

Page 10

Official Results

Registered Voters

599 of 4903 = 12.22%

Polling Places Reporting

6 of 7 = 85.71%

Refugio County Memorial Hospital District Director, Place 4 - Vote for none or one

Precinct	Sandy Erms	Cast Votes	Undervotes	Overvotes	Absentee Voting Ballots Cast	Early Voting Ballots Cast	Election Day Voting Ballots Cast	Total Ballots Cast	Registered Voters	Turnout Percentage
RCMH	90	90	12	0	24	20	58	102	4,903	2.08%
RCMH - REF	323	323	82	0	22	259	124	405	0	0.00%
RCMH - BA	58	58	34	0	1	15	76	92	0	0.00%
Totals	471	471	128	0	47	294	258	599	4,903	12.22%

Canvass Results Report

OFFICIAL ELECTION

Run Time

1:45 PM

Run Date

05/11/2026

REFUGIO COUNTY, TEXAS

GENERAL ELECTION

5/2/2026

Page 11

Official Results

Registered Voters

599 of 4903 = 12.22%

Polling Places Reporting

6 of 7 = 85.71%

*** End of report ***

